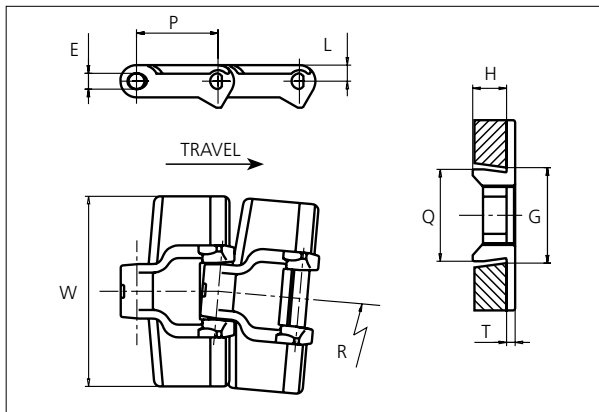


## Slat Top Plastic Chain

Series **uni 880** Type -



**Slat Top Plastic Chain**  
 Side flexing chain  
 Pitch: 38.1 mm (1.50 in)  
 Backflex radius: 75.0 mm (3.00 in)  
 Permissible tensile strength:  
 POM material: 2250 N (506 lbf)  
  
 Delivery: 3.048 m (10 ft)  
 No. of links/box: 80

E		G*		G**		H		J		K		L		P		Q		T	
mm	in	mm	in	mm	in	mm	in	mm	in	mm	in	mm	in	mm	in	mm	in	mm	in
7.1	0.28	41.3	1.63	46.6	1.83	15.9	0.63	61.5	2.42	11.9	0.47	7.5	0.30	38.1	1.50	43.1	1.70	4.0	0.16

\*Curve, \*\* Straight

All dimensions are for chains in POM material.

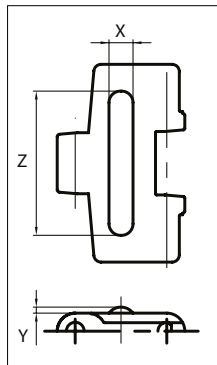
	Width (W)		Material & color	Pin material	Weight		Min. radius (R)	
	mm	in			kg/m	lb/ft	mm	in
<b>K250</b>	63.5	2.50	-	-	-	-	-	-
<b>K325</b>	82.6	3.25	POM-LF <b>BR</b> POM-D <b>G</b>	<b>SS304</b>	0.9	0.60	400	15.75
<b>K350</b>	88.9	3.50	POM-LF <b>BR</b>	<b>SS304</b>	1.0	0.67	400	15.75
<b>K450</b>	114.3	4.50	POM-LF <b>BR</b>	<b>SS304</b>	1.4	0.94	400	15.75
<b>K750</b>	190.5	7.50	-	-	-	-	-	-

Non standard material and color: See uni Material and Color Overview.

Non standard pin material: See uni Material and Color Overview.

### Accessories

#### Rubber Top



When ordering, please state the required distance between the Rubber Top.

Other Non Standard rubber profiles:  
 See uni Rubber Profile Overview.

Width	Link material	Rubber material	Z		X		Y	
			mm	in	mm	in	mm	in
<b>K325</b>	POM-LF <b>BR</b>	05 <b>I</b>	60	2.36	10	0.39	2.5	0.10
<b>K350</b>	POM-LF <b>BR</b>	05 <b>I</b>	60	2.36	10	0.39	2.5	0.10
<b>K450</b>	POM-LF <b>BR</b>	05 <b>I</b>	90	3.54	10	0.39	2.5	0.10

Any questions? Please contact us.

## Sprocket

No of teeth	Pitch diameter		Overall-diameter		Min. ø bore		Max. ø bore		Hub-diameter		A-dimension		B-dimension		Molded PA66 LG	Molded Cast Iron	Machined PA66
	mm	in	mm	in	mm	in	mm	in	mm	in	mm	in	mm	in			
<b>Z9</b>	111.4	4.39	109.7	4.32	20.0	0.80	40.0	1.60	70.0	2.76	55.9	2.20	63.2	2.49	x	x	
<b>Z10</b>	123.3	4.85	122.3	4.81	20.0	0.80	40.0	1.60	70.0	2.76	62.2	2.45	69.2	2.72	x	x	
<b>Z11</b>	135.2	5.32	134.8	5.31	20.0	0.80	40.0	1.60	70.0	2.76	68.4	2.69	75.1	2.96	x	x	
<b>Z12</b>	147.2	5.80	147.2	5.80	20.0	0.80	40.0	1.60	70.0	2.76	74.6	2.94	81.1	3.19	x	x	
<b>Z15</b>	183.3	7.22	184.3	7.26	20.0	0.80	40.0	1.60	70.0	2.76	93.2	3.67	99.2	3.91	x	x	

## Two part sprocket

No of teeth	Pitch diameter		Overall-diameter		Min. ø bore		Max. ø bore		Hub-diameter		A-dimension		B-dimension		Molded PA66 LG	Molded Cast Iron	Machined PA66
	mm	in	mm	in	mm	in	mm	in	mm	in	mm	in	mm	in			
<b>Z9</b>	111.4	4.39	109.7	4.32	20.0	0.80	40.0	1.60	70.0	2.76	55.9	2.20	63.2	2.49	x		
<b>Z10</b>	123.3	4.85	122.3	4.81	20.0	0.80	40.0	1.60	70.0	2.76	62.2	2.45	69.2	2.72	x		
<b>Z11</b>	135.2	5.32	134.8	5.31	20.0	0.80	40.0	1.60	70.0	2.76	68.4	2.69	75.1	2.96	x		
<b>Z12</b>	147.2	5.80	147.2	5.80	20.0	0.80	40.0	1.60	70.0	2.76	74.6	2.94	81.1	3.19	x		

Non standard material and color:  
See uni Material and Color Overview.

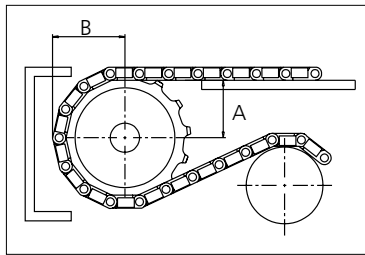
Molded sprocket



Cast iron sprocket



Molded two part sprocket



Please ensure that sufficient size shaft and keyway are chosen for corresponding load.

Other sprocket sizes are available upon request

Width of tooth: 15.8 mm/0.62 in

Width of sprocket: 42.3 mm/1.67 in

uni Retainer Rings: See uni Retainer Ring data sheet

uni Idler: See uni Idler data sheet

Any questions? Please contact us.

### Morskate Aandrijvingen BV

Oosterveldsingel 47A  
7558 PJ Hengelo (Ov)  
The Netherlands

NL

T +31 (0)74 - 760 11 11  
info@morskateaanrijvingen.nl  
www.morskateaanrijvingen.nl

DE

T +49 692 - 222 34 95  
info@morskateantriebstechnik.de  
www.morskateantriebstechnik.de

EN

T +31 (0)74 - 760 11 11  
info@morskatedrivetechnology.com  
www.morskatedrivetechnology.com